


Pittsworth State High School

	PO address	PO Box 18 Pittsworth; Queensland 4356
	Phone	07 46198111
	Fax	07 46198100
	Email	admin@pittsworthhs.eq.edu.au
	Website or Contact Person	http://pittsworthhs.eq.edu.au/wcmss/

Principal's foreword

Introduction

Pittsworth State High School is a co-educational secondary school located in the town of Pittsworth on the Darling Downs, west of Toowoomba. Pittsworth enjoys a well deserved reputation of academic excellence, a tradition which has spanned many years. Young people graduate from Pittsworth State High School ready to achieve great futures.

One of the cornerstones of Pittsworth State High School is the safe, disciplined and inclusive educational environment where young people can focus on achieving excellence in a range of academic, vocational, sporting and cultural pursuits.

The school has a strong focus on ensuring that each student has an opportunity to achieve their full potential by building a school culture that models and promotes high expectations of learning, behaviour and uniform. We encourage perseverance (not giving up) and hard work (setting aside study time at home) as a means of achieving the best possible results. A weekly commitment to study and revision – by setting aside extra time at home - should be a priority for all students wanting to achieve success in their studies and in their lives beyond school.

One of our great strengths is the partnerships we forge as a school between students, staff, parents and the wider community. This partnership enables us to remain at the leading edge and to live out our values and our commitment to the provision of a quality education for every student.

Pittsworth and district businesses have demonstrated their confidence in the school and the Vocational Education program through their willingness to participate in the Australian School Based Apprenticeships and Traineeships Scheme. Community support is vital for operation of the Work Experience, Work Placement and Apprenticeship/Traineeship program in the school. The school works with community agencies on International student exchange programs.

Pittsworth SHS provides Secondary education option for students at Pittsworth SS, St Stephens Catholic School, Southbrook SS, Brookstead SS and Mt Tyson SS. Pittsworth SHS also provides Senior Phase education (Yrs 11 & 12) for students from Millmerran SS.

We at Pittsworth are delighted to be able to share information about our school.

T. Kennedy (Principal)

Future outlook

Key school planning priorities include:

- Consolidation of Middle Phase of Learning
- ICT's in learning
- Improving school sporting facilities
- Senior Phase – continue to develop School based apprenticeships and traineeship, community partnerships and increase VET offerings
- Professional development of staff
- Continue to develop means of recognizing student achievement

Our staff profile

School Profile

Total student enrolments for this school: 436

Year levels offered: Yrs 8 - 12

Coeducational

Curriculum offerings

Our distinctive curriculum offerings:

- Agricultural Science and Rural Studies
- Dedicated Middle School program
- LOTE - Indonesian
- High participation in School based apprenticeships/traineeships in Senior Phase
 - Full academic & VET program

Extra curricula activities:

- Cattle Team – participation in agricultural shows
- Range of sporting activities
- Downs district – Champion Basketball school
- Youth group program
- Instrumental music
 - Debating

How computers are used to assist learning:

- Integrated across all curriculum areas
- Utilized to extend students or consolidate learning as required

Social climate

The school is a friendly environment where students, parents and staff generally work well together to achieve strong learning and employment outcomes. The school has a Pastoral Care program which is focused around adolescent developmental needs. Students are encouraged to become involved in a range of school and community activities and are offered multiple opportunities for leadership. A valued Chaplaincy program complements the support offered

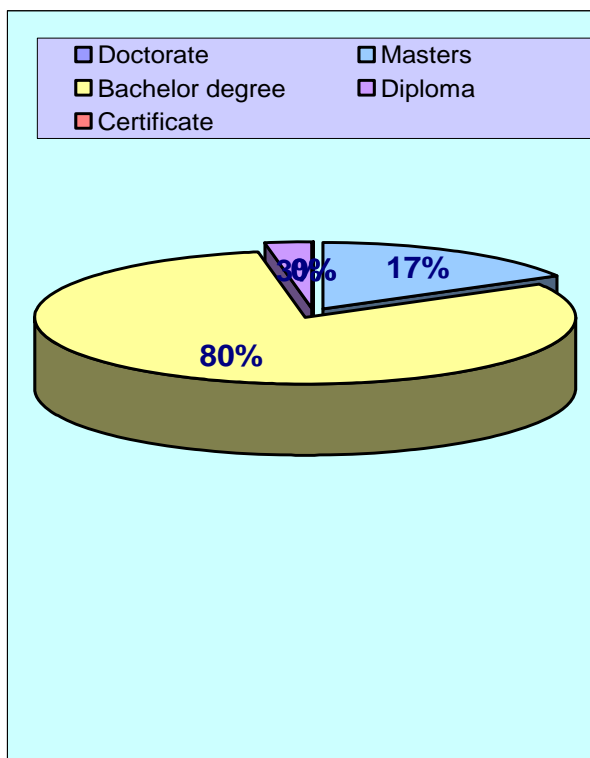
Involving parents in their child's education.

Strong Parent Support: Parent support and presence in the school has grown significantly in recent years. Parents are always welcome. Parent consultation and communication is valued. Parents attend reporting evenings, open events such as Museum Days, Bar-b-ques, Health Afternoon and student performances. Teachers and parents are in regular contact via telephone, letter or personal contact. An active Parents and Citizens Association and School Council also allows for parent/caregiver involvement in our school.

Our staff profile

Qualifications of all teachers

Highest level of attainment	Number of classroom teachers and school leaders at the school
Doctorate	0
Masters	6
Bachelor degree	29
Diploma	1
Certificate	0



Expenditure on and teacher participation in professional development.

- The total funds expended on teacher professional development in 2008 was \$35 000.00
- The major professional development initiatives are as follows:
 - Assessment regimes and techniques
 - QSA – Syllabus implementation
 - ICT – pedagogical implications
 - Leadership development
- The involvement of the teaching staff in professional development activities during 2008 was 100 %

Average staff attendance

- For permanent and temporary staff and school leaders the staff attendance rate was 96% in 2008.

Proportion of staff retained from the previous school year.

- From the end of the 2007 school year, 87 % of staff were retained by the school for the entire 2008 school year.

Performance of our students

Student attendance

The average attendance rate as a percentage in 2008 was 91 %.

Key outcomes

National Assessment Program – Literacy and Numeracy (NAPLAN) results - our reading, writing, spelling, grammar and punctuation, and numeracy results for the Year 9.

Domain	Measures	Yr 9
Reading	Average score for the school	569
	Average score for Queensland	568.2
	For the school the percentage of students at or above the national minimum standard.	2008 89%
Writing	Average score for the school	567
	Average score for Queensland	555.3
	For the school the percentage of students at or above the national minimum standard.	2008 89%
Spelling	Average score for the school	570
	Average score for Queensland	567.8
	For the school the percentage of students at or above the national minimum standard.	2008 88 %
Grammar and Punctuation	Average score for the school	556
	Average score for Queensland	563.2
	For the school the percentage of students at or above the national minimum standard.	2008 82 %
Numeracy	Average score for the school	557
	Average score for Queensland	570.7
	For the school the percentage of students at or above the national minimum standard.	2008 93 %

Apparent retention rates Year 10 to Year 12.

Year 12 student enrolment as a percentage of the Year 10 student cohort. 115 %

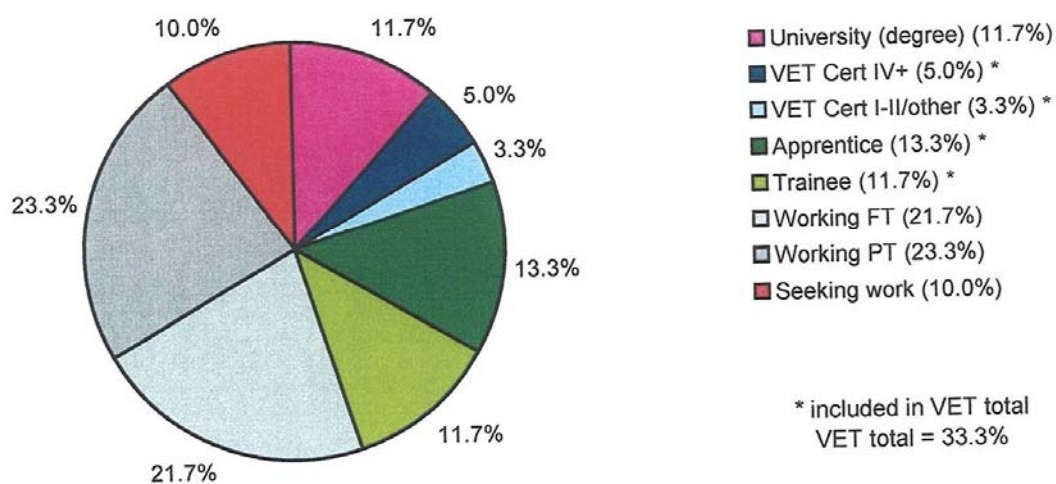
Performance of our students

Outcomes for our Year 12 cohort of 2008

Number of students awarded a Senior Statement.	77
Number of students awarded a Queensland Certificate Individual Achievement (OCIA)	0
Number of students awarded a Queensland Certificate of Education (QCE) at the end of Year 12	42
Number of students awarded an International Baccalaureate Diploma (IBD).	0
Number of students awarded one or more Vocational Education and Training (VET) qualifications	40
Number of students who are completing or completed a School-based Apprenticeship or Traineeship (SAT)	30
Number of students receiving an Overall Position (OP).	41
Percentage of OP/ IBD eligible students with OP 1-15 or an IBD.	54 %
Percentage of Year 12 students who are completing or completed a SAT or were awarded one or more of the following: QCE, IBD, VET qualification	81 %
Percentage of Queensland Tertiary Admissions Centre (QTAC) applicants receiving a tertiary offer	95 %

Post-school destination information

Figure 1 Main destinations of Year 12 completers



Performance of our students

Value added

Our striving for excellence and commitment to engaging young people in meaningful learning underpins our philosophy to schooling. PSHS continues to build strong relationships with our community to ensure the local business community makes available placements, traineeships and apprenticeships for our youth to foster skills and industry knowledge.

Expansion in the flexibility of our senior pathways, vocational education, school-based apprenticeships, traineeships and academic courses to ensure direct links between SET Plans and vocational and academic initiatives.

The school continues to focus on building strong relationships with its community. Thus at PSHS students experience a safe, supportive transition through their adolescent years in terms of social, emotional and physical development.

Parent, student and teacher satisfaction with the school

Strong Parent Support. Parent support and presence in the school has dramatically grown in the last couple of years. Parents are always welcome. Parent consultation and communication is valued. Parents attend reporting evenings, open events such as Museum Days, Bar-b-ques, Health Afternoon and student performances. Teachers and parents are in regular contact via telephone, letter or personal contact. In 2008 survey, **86%** of parents have indicated that this is a good school.

Satisfied staff: Recognising that not everyone has the skills or temperament to optimally teach in this area, staff volunteer to teach in the Middle School. The school community recognises this importance in the Middle School years. Middle School teachers are strong teachers in curriculum, pedagogy and behaviour management and they are committed to best practice and innovation. It is evident in planning sessions, the constant self-evaluation of professional practice, and the willingness to undertake trials – eg. single-gender classes, landscape design project, integrated Arts program, real world Enterprise unit. Teams are trans-disciplinary and plan collaboratively as year level, KLA, and teaching partners.

Category	School Mean	State Mean	Like School Mean
Staff Morale	3.11	2.99	2.92
Work Value & recognition	3.01	2.90	2.83
Overall in all categories	2.91	2.85	2.78

Within the Senior School, staff are participating in a series of industry visits to ensure they maintain links with industry and develop knowledge of local work environments. Our staff has the capability and flexibility to deliver the strategic objectives of the department through ongoing learning and development opportunities.